

By Fax/Courier

QTL/SL&R/S-01/11/1175

December 05, 2011

Bombay Stock Exchange Ltd.,
Phiroze Jee Jee Bhoy Towers
Dalal Street
Mumbai - 400001

Kind Attn: Mr. Troydon Bird

Sub: Resubmission of Table 1(a) of Clause 35 for the quarter ended
30.09.2011 of the Listing Agreement (Scrip Code:511116).

Dear Sir,

This has reference to your letter no. DCS/COMP/SHP/TB/511116/327/2011 (copy of letter is attached herewith) dated 17.11.2011 received on 30.11.2011 and further to the discussions held telephonically regarding discrepancy in the Sub Table 1(a) -Total paid up capital of the Company shareholding pattern for the quarter ended 30.09.11.

We hereby resubmit the revised Table 1(a)- Total paid up Capital of the Company assuming full conversion of the warrants and convertible securities **now given in no. of shares for your ready reference (attached)**.

We hope the submission shall suffice our compliance of clause 35 for the quarter ended September 30, 2011.

A line in confirmation would be appreciated.

Thanking you,

Yours faithfully,
For **QUADRANT TELEVENTURES LIMITED**

(KAPIL BHALLA)
COMPANY SECRETARY

Encl: a/a

QUADRANT TELEVENTURES LIMITED
(Formerly HFCL Infotel Limited)


Corporate Office : B-71, Phase-VII, Industrial Focal Point, Mohali - 160 055 (Punjab) India.

Tel : +91-172-5090000 Fax : +91-172-5090125

Regd. Office : Autocars Compound, Adalat Road, Aurangabad - 431 005 (Maharashtra) India.

Tel : +91-240-2354520

(I)(a) Statement showing Shareholding Pattern			
Name of the Company: QUADRANT TELEVENTURES LIMITED			
Scrip Code, Name of the scrip, class of security:- 511116			
Quarter ended: 30th September, 2011			
Partly paid-up shares:-	No. of partly paid-up shares	As a % of total no. of partly paid-up shares	As a % of total no. of shares of the Company
Held by Promoter/ Promoter Group	0	0	0
Held by Public	0	0	0
Total (D)	0	0	0
Outstanding convertible securities:-	No. of outstanding securities	As a % of total no. of outstanding convertible securities	As a % of total no. of shares of the Company, assuming full conversion of the convertible securities
Held by Promoter/ Promoter Group	0	0	0
Held by Public	0	0	0
Total (E)	0	0	0
Warrants:-	No. of warrants	As a % of total no. of warrant	As a % of total no. of shares of the Company, assuming full conversion of Warrants
Held by Promoter/ Promoter Group	0	0	0
Held by Public	0	0	0
Total (F)	0	0	0
Total paid-up capital of the Company, assuming full conversion of warrants and convertible securities - Grand Total (A+B+C) + (D+E+F)= 61,22,60,268 EQUITY SHARES			



QUADRANT TELEVENTURES LIMITED
 (Formerly HFCL Infotel Limited)

Corporate Office : B-71, Phase-VII, Industrial Focal Point, Mohali - 160 055 (Punjab) India.


Tel : +91-172-5090000 Fax : +91-172-5090125

Regd. Office : Autocars Compound, Adalat Road, Aurangabad - 431 005 (Maharashtra) India.

Tel : +91-240-2354520

Statement Showing Shareholding Pattern

Category code	Category of Shareholder	Number of Shareholders	Table (I)(a)		Total shareholding as a percentage of total number of shares		Shares Pledged or otherwise encumbered	
			Total number of shares	Number of shares held in dematerialized form	As a percentage of (A+B) ¹	As a percentage of (A+B+C)	Number of shares	As a percentage
(I)	(II)	(III)	(IV)	(V)	(VI)	(VII)	(VIII)	(IX)
(A)	Shareholding of Promoter and Promoter Group ²							
1	Indian							
(a)	Individuals/ Hindu Undivided Family	0	0	0	0	0	0	0
(b)	Central Government/ State Government(s)	0	0	0	0	0	0	0
(c)	Bodies Corporate	1	326705000	326705000	53.3604	53.3604	218704937	66.9426
(d)	Financial Institutions/ Banks	0	0	0	0	0	0	0
(e)	Any Others(Specify)	0	0	0	0	0	0	0
(e-i)		0	0	0	0	0	0	0
(e-ii)		0	0	0	0	0	0	0
	Sub Total(A)(1)	1	326705000	326705000	53.3604	53.3604	218704937	66.9426
2	Foreign							
a	Individuals (Non-Residents Individuals/ Foreign Individuals)	0	0	0	0	0	0	0
b	Bodies Corporate	0	0	0	0	0	0	0
c	Institutions	0	0	0	0	0	0	0
d	Any Others(Specify)	0	0	0	0	0	0	0
d-i								
d-ii								
	Sub Total(A)(2)	0	0	0	0	0	0	0
	Total Shareholding of Promoter and Promoter Group (A) = (A)(1)+(A)(2)	1	326705000	326705000	53.3604	53.3604	218704937	66.9426
(B)	Public shareholding							
1	Institutions							
(a)	Mutual Funds/ UTI	0	0	0	0	0	0	0
(b)	Financial Institutions/ Banks	8	183409085	183409085	29.956	29.956	0	0
(c)	Central Government/ State Government(s)	0	0	0	0	0	0	0
(d)	Venture Capital Funds	0	0	0	0	0	0	0
(e)	Insurance Companies	0	0	0	0	0	0	0
(f)	Foreign Institutional Investors	1	125000	125000	0.0204	0.0204	0	0
(g)	Foreign Venture Capital Investors	0	0	0	0	0	0	0
(h)	Any Other (specify)	0	0	0	0	0	0	0
(h-i)								
(h-ii)								
	Sub-Total (B)(1)	9	183534085	183534085	29.9764	29.9764	0	0
B 2	Non-institutions							
(a)	Bodies Corporate	439	77433574	76917265	12.6471	12.6471	0	0
(b)	Individuals							
i	Individuals -i Individual shareholders holding nominal share capital up to Rs 1 lakh	15452	11928988	11284277	1.9483	1.9483	0	0
ii	Individual shareholders holding nominal share capital in excess of Rs 1 lakh.	280	11034236	11034236	1.8022	1.8022	0	0



(c)	Any Other (specify)							
(c-i)	Clearing Member	16	83216	83216	0.0135	0.0135	0	0
(c-ii)	Hindu Undivided Family(HUF)	362	1326011	1326011	0.2165	0.2165	0	0
(c-iii)	Non Resident Indian(NRI)	92	212383	209893	0.0346	0.0346	0	0
(c-iv)	Overseas Corporate Bodies(OCBS)	1	2775	0	0.0004	0.0004	0	0
	Sub-Total (B)(2)	16642	102021183	100854898	16.663	16.663	0	0
(B)	Total Public Shareholding (B)= (B)(1)+(B)(2)	16651	285555268	284388983	46.639	46.639	0	0
	TOTAL (A)+(B)	16652	612260268	611093983	100	100	218704937	35.7209
(C)	Shares held by Custodians and against which Depository Receipts have been issued							
1	Promoter and Promoter Group	0	0	0	0	0	0	0
2	Public	0	0	0	0	0	0	0
	Sub-Total (C)	0	0	0	0	0	0	0
	GRAND TOTAL (A)+(B)	16652	612260268	611093983	100	100	218704937	35.7209



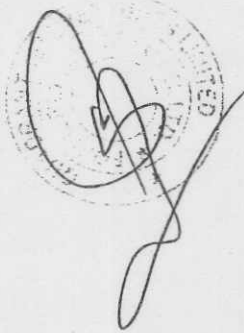
(I)(b) Statement showing Shareholding of persons belonging to the category
"Promoter and Promoter Group"

Sr. No.	Name of the shareholder	Total shares held		Shares pledged or otherwise encumbered		
		Number of shares	As a % of grand total(A)+(B)+(C)	Number	As a percentage	As a % of grand total (A)+(B)+(C) of sub-clause (I)(a)
(I)	(II)	(III)	(IV)	(V)	VI)=(V)/(III)*100	(VII)
1	Quadrant Enterprises (P) Ltd.	326705000	53.3604	218704937	66.94	35.72
	TOTAL	326705000	53.3604	218704937	66.94	35.72

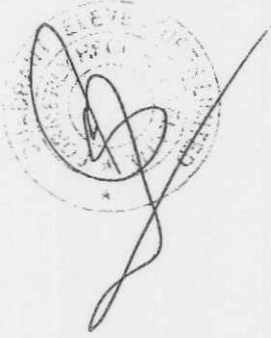


(I)(c) Statement showing Shareholding of persons belonging to the category "Public" and holding more than 1% of the total number of shares

Sr. No.	Name of the shareholder	Number of shares	Shares as a percentage of total number of shares (i.e., Grand Total (A)+(B)+(C) indicated in Statement at para (I)(a) above}
1	IDBI Bank Ltd.	118271641	19.3172
2	Oriental Bank of Commerce	39073070	6.3818
3	Mantu Housing Projects Ltd.	20000000	3.2666
4	Masitia Capital Services Ltd.	13015565	2.1258
5	ING Vysya Bank Limited	11871038	1.9389
6	Life Insurance Corporation of India	10772205	1.7594
7	Moolsons Holdings Private Limited	8296559	1.3550
	TOTAL	221300078	36.1447

A circular stamp with a signature written over it. The stamp contains the text "DIRECTOR" and "MANTU HOUSING PROJECTS LTD." around the perimeter. The signature is a cursive scribble.

(I)(d) Statement showing details of locked-in shares			
Sr. No.	Name of the shareholder	Number of locked-in shares	Locked-in shares as a percentage of total number of shares (i.e., Grand Total (A)+(B)+(C) indicated in Statement at para
1	Quadrant Enterprises Private Limited	108000063	17.6395
TOTAL		108000063	17.6395



(II)(a) Statement showing details of Depository Receipts (DRs)				
Sr. No.	Type of outstanding DR (ADRs, GDRs, SDRs, etc.)	Number of outstanding DRs	Number of shares underlying outstanding DRs	Shares underlying outstanding DRs as a percentage of total number of shares {i.e., Grand Total (A)+(B)+(C) indicated in Statement at para (I)(a) above}
1		NIL		



(II)(b) Statement showing holding of Depository Receipts (DRs), where underlying shares held by "promoter/promoter group" are in excess of 1% of the total number of shares

Sr. No.	Name of the DR Holder	Type of outstanding DR (ADRs, GDRs, SDRs, etc.)	Number of shares underlying outstanding DRs	Shares underlying outstanding DRs as a percentage of total number of shares {i.e., Grand Total (A)+(B)+(C) indicated in Statement at para (I)(a) above}
1		NIL		
TOTAL				

